



8W version pictured

# AFI-8

## CONTRACTOR SERIES LOUDSPEAKER SYSTEM

### DESCRIPTION:

The AFI-8 is a fully arrayable loudspeaker capable of filling large churches, theaters, sports venues, and theme parks with clean, articulate full bandwidth sound. Available with a 60° x 40° or 90° x 40° high frequency horn pattern insuring that the AFI-8 works flawlessly in any room configuration. A bi-amplified version is also available.

### DRIVER COMPLEMENT:

**LOW FREQUENCY:** One Apogee 15" (381mm) neodymium magnet cone-type driver is treated with a waterproofing compound, providing resistance to moisture, and enabling long-term stability of cone resonance and cone mass parameters; also treated with Ferrofluid® for greater power handling capability, lower distortion, and control of short-term impedance rise

**HIGH FREQUENCY:** One Apogee 3" (76mm) voice coil, 2" (51mm) exit horn-loaded compression driver treated with Ferrofluid® for greater power handling capability, lower distortion, and control of short-term impedance rise

### INPUT CONNECTORS:

Barrier strip, screw type #8

### COMPATIBLE PROCESSORS:

AFI Main Frame Controller Chassis (using either AFI-8/-8B/-8W/-8WB Modules) or DLC24

### RECOMMENDED CROSSOVER (AFI-8B ONLY):

Contact Apogee for full technical data on other DSP-based Processors

### HANDLES:

Two handles – one top, one bottom – designed as an integral part of the enclosure (no moving parts)

### GRILLE:

Highly durable, quality finish on perforated steel (aluminum on SX version)

### RIGGING HARDWARE:

Fourteen rigging points, four each on top and bottom, two each on both sides and rear, all backed with 16-gauge steel; points can be type 3/8"-16 or M10 thread

### FINISH:

Textured high-strength black or white epoxy paint; other colors optional

### ENCLOSURE TYPE:

30° trapezoidal, optimally-vented bass

### CABINET CONSTRUCTION:

Multi-ply hardwood

### OPTIONS/ACCESSORIES:

- AFI Controller Processor or DLC24 Digital Processor
- SX weather treatment for harsh environments
- Assorted rigging components

### ENGINEERING DATA:

#### FORMAT:

**AFI-8/8W** Passive/Two-way  
**AFI-8B/8WB** Bi-amped/Two-way

#### DISPERSION:

**AFI-8/8B** H: 60° x V: 40°  
**AFI-8W/8WB** H: 90° x V: 40°

#### FREQUENCY RESPONSE (1M ON AXIS):

46 Hz to 20 kHz ± 3 dB

#### MAX. SPL (@1M):

**AFI-8** 125 dB cont./130 dB peak  
**AFI-8B** 125 dB cont./131 dB peak

#### PTML (PEAK TRANSIENT MECHANICAL LIMIT):

**AFI-8** 141 dB  
**AFI-8B** 142 dB

#### SENSITIVITY (1W @ 1M):

**AFI-8** 99 dB SPL/100 Hz to 4 kHz  
**AFI-8B LF:** 99 dB SPL/100 Hz to 900 Hz  
**HF:** 104 dB SPL/900 Hz to 5 kHz

#### NOMINAL IMPEDANCE:

8 ohms, each driver

#### MAX. POWER HANDLING:

**AFI-8** 400 W cont./1600 W peak  
**AFI-8B LF:** 400 W cont./1600 W peak  
**HF:** 150 W cont./600 W peak

#### DIMENSIONS:

**front:** 20.25" (515mm) W x 30.25" (769mm) H  
**rear:** 13.3" (338mm) W x 30.25" (769mm) H  
**depth:** 15.1" (384mm)

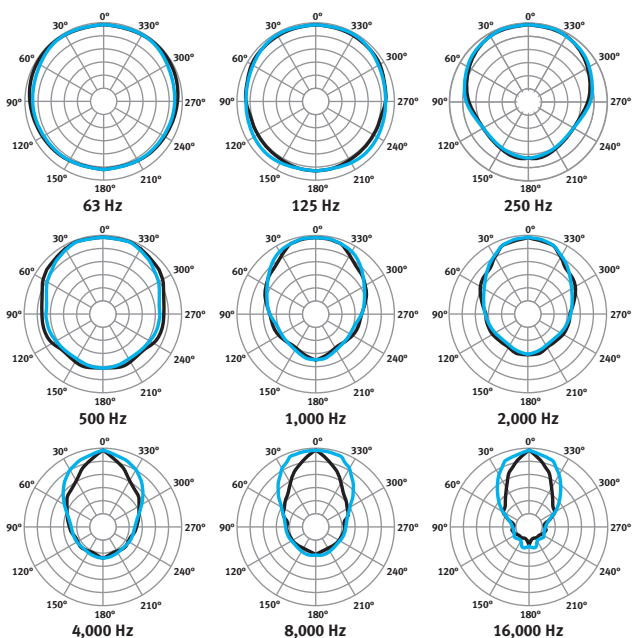
#### WEIGHT:

77 lb. (35 kg)

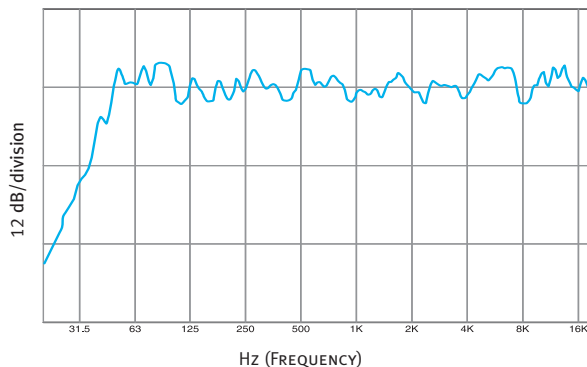


SOUND INTERNATIONAL, LLC

**POLAR MEASUREMENTS AFI-8** (6 dB/division, normalized)



**FREQUENCY RESPONSE AFI-8**



Measured in a free-field anechoic environment using a swept one-third octave input.

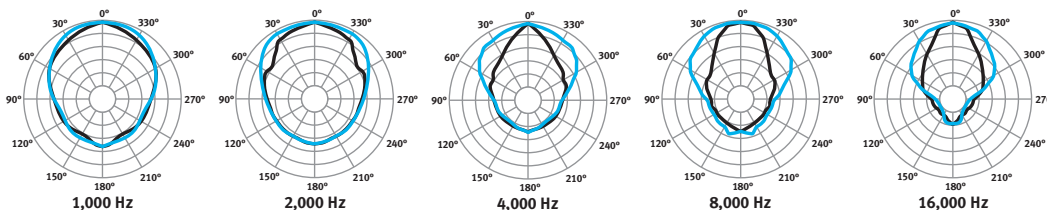
**PROCESSOR NOTES:**

The AFI Controller consists of an analog Main Frame which accepts four voicing modules. Modules are available for each of the different AFI loudspeaker types, with two module bays required for bi-amplified speakers. The DLC24 Digital Loudspeaker Controller is a digital engine with an analog surface. It combines the most advanced technology available with intuitive interfaces to provide the key elements that ensure optimal loudspeaker system performance and management in a variety of live sound and fixed installation applications. The controllers provide factory-set equalization curves to smooth the response, protective limiting, and active crossovers (for bi-amplified models and subwoofers). Barrier strip inputs and outputs are standard on the AFI Controller. XLR inputs and outputs are standard on the DLC24.

**HORIZONTAL** ——— (blue line)  
**VERTICAL** ——— (black line)

All polar measurements obtained in a free-field environment at 10° increments.

**POLAR MEASUREMENTS AFI-8W** (measurements for 63 Hz to 500 Hz are identical to the AFI-8)



**DIMENSIONAL DRAWINGS AFI-8** (dimensions in inches and millimeters)

