



AFI-4M

STAGE MONITOR

DESCRIPTION:

The AFI-4M is a two-way multi-angle monitor available in a passive or bi-amplified configuration. Additionally, the high frequency horn is available in both a 60° x 45° and a 90° x 45° pattern, both rotatable. These options make the AFI-4M ideal for both flown and floor monitoring applications.

DRIVER COMPLEMENT:

LOW FREQUENCY: One Apogee 12" (305mm) permanent magnet cone-type driver is treated with a waterproofing compound, providing resistance to moisture, and enabling long-term stability of cone resonance and cone mass parameters; also treated with Ferrofluid® for greater power handling capability, lower distortion, and control of short-term impedance rise

HIGH FREQUENCY: One Apogee 1.75" (45mm) voice coil, 1" (25mm) exit horn-loaded compression driver treated with Ferrofluid

INPUT CONNECTORS:

Two Neutrik™ NL4MP Speakon™ connectors – one on each end

COMPATIBLE PROCESSORS:

AFI Main Frame Controller Chassis (using either AFI-4/-4B/-4W/-4WB Modules) or DLC24

RECOMMENDED CROSSOVER (AFI-4MB ONLY):

Contact Apogee for full technical data on other DSP-based Processors

HANDLES:

Two handles – one on each end – designed as an integral part of the enclosure (no moving parts)

GRILLE:

Highly durable, quality finish on perforated steel (aluminum on SX version)

FINISH:

Textured high-strength black or white epoxy paint; other colors optional

ENCLOSURE TYPE:

Multi-angle floor monitor; optimally-vented bass

TRIM:

Four steel skids; powder-coated for durability

CABINET CONSTRUCTION:

Multi-ply hardwood

OPTIONS/ACCESSORIES:

- AFI Controller Processor or DLC24 Digital Processor
- SX weather treatment for use in limited exposure enclosures

ENGINEERING DATA:

FORMAT:

AFI-4M/4MW Passive/Two-way
AFI-4MB/4MWB Bi-amped/Two-way

DISPERSION:

AFI-4M/4MB H: 60° x V: 45° (rotatable)
AFI-4MW/4MWB H: 90° x V: 45° (rotatable)

FREQUENCY RESPONSE (1M ON AXIS):

58 Hz to 20 kHz ± 3 dB

MAX. SPL (@1M):

AFI-4M 124 dB cont./130 dB peak
AFI-4MB 124 dB cont./130 dB peak

PTML (PEAK TRANSIENT MECHANICAL LIMIT):

AFI-4M 138 dB
AFI-4MB 139 dB

SENSITIVITY (1W @ 1M):

AFI-4M 99 dB SPL/100 Hz to 4 kHz
AFI-4MB LF: 99 dB SPL/100 Hz to 1.4 kHz
 HF: 103 dB SPL/1.4 kHz to 5 kHz

NOMINAL IMPEDANCE:

8 ohms, each driver

MAX. POWER HANDLING:

AFI-4M 300 W cont./1200 W peak
AFI-4MB LF: 300 W cont./1200 W peak
 HF: 75 W cont./300 W peak

DIMENSIONS:

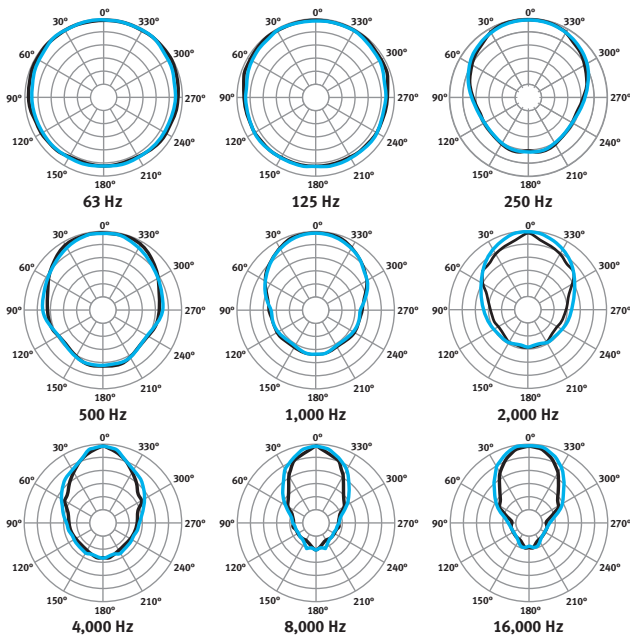
28.1" (714mm) W x 14.7" (373mm) H x
 14.9" (379mm) D

WEIGHT:

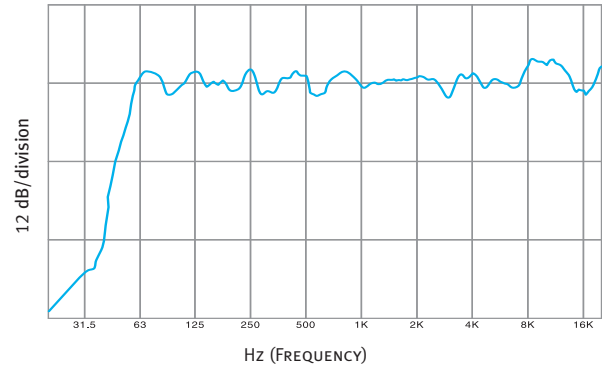
53 lb. (24 kg)

APOGEE
 SOUND INTERNATIONAL, LLC

POLAR MEASUREMENTS AFI-4M (6 dB/division, normalized)



FREQUENCY RESPONSE AFI-4M



Measured in a free-field anechoic environment using a swept one-third octave input.

PROCESSOR NOTES:

The AFI Controller consists of an analog Main Frame which accepts four voicing modules. Modules are available for each of the different AFI loudspeaker types, with two module bays required for bi-amplified speakers.

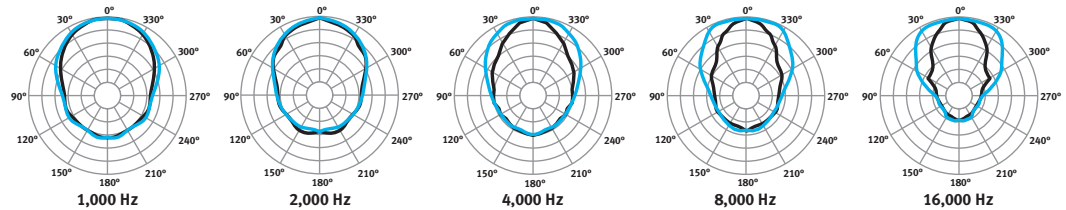
The DLC24 Digital Loudspeaker Controller is a digital engine with an analog surface. It combines the most advanced technology available with intuitive interfaces to provide the key elements that ensure optimal loudspeaker system performance and management in a variety of live sound and fixed installation applications.

The controllers provide factory-set equalization curves to smooth the response, protective limiting, and active crossovers (for bi-amplified models and subwoofers). Barrier strip inputs and outputs are standard on the AFI Controller. XLR inputs and outputs are standard on the DLC24.

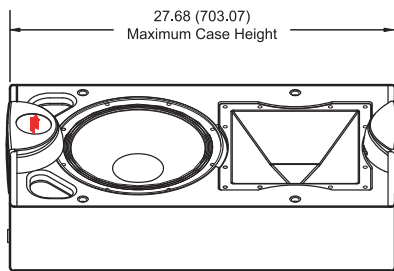
HORIZONTAL ———
VERTICAL ———

All polar measurements obtained in a free-field environment at 10° increments.

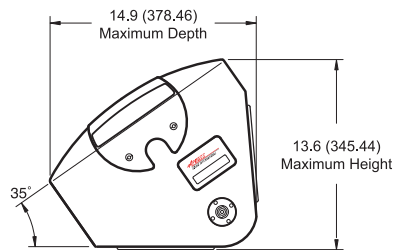
POLAR MEASUREMENTS AFI-4MW (measurements for 63 Hz to 500 Hz are identical to the AFI-4M)



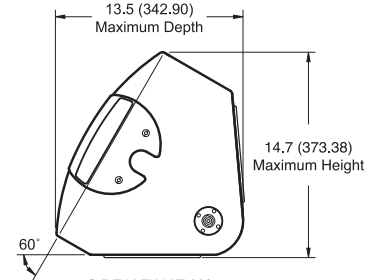
DIMENSIONAL DRAWINGS AFI-4M (dimensions in inches and millimeters)



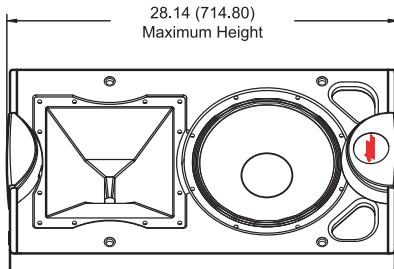
FRONT VIEW AT 35°
(WITHOUT GRILLE)



SIDE VIEW AT 35°
(WITH GRILLE)



SIDE VIEW AT 60°
(WITH GRILLE)



FRONT VIEW AT 60°
(WITHOUT GRILLE)

APOGEE
SOUND INTERNATIONAL, LLC
www.apogee-sound.com