

AFI-110

SUBWOOFER SYSTEM

DESCRIPTION:

The AFI-110 is an extremely compact yet powerful dual voice coil, long excursion subwoofer capable of extending the range of any small loudspeaker. The AFI-110 is small enough to fit just about anywhere allowing it to easily integrate into interiors. For smaller facilities, the dual voice coils allow a single unit to produce left and right low frequency signals.



DRIVER COMPLEMENT:

One Apogee 10" (254mm) dual voice coil permanent magnet cone-type driver

INPUT CONNECTORS:

Barrier strip, screw type #8

COMPATIBLE PROCESSORS:

AFI Main Frame Controller Chassis (using AFI-110 Module) or DLC24

RECOMMENDED CROSSOVER:

Contact Apogee for full technical data on other DSP-based Processors

HANDLES:

Two handles – one top, one bottom – designed as an integral part of the enclosure (no moving parts)

GRILLE:

Highly durable, quality finish on perforated steel (aluminum on SX version)

RIGGING HARDWARE:

Yoke: Two rigging points, one on each side, to accept a yoke; points are backed with 16-gauge steel and can be type 3/8" – 16 or M10 thread

OmniMount[®]: Bolt pattern on back panel accepts 60.0 series mount

FINISH:

Textured high-strength black or white epoxy paint; other colors optional

ENCLOSURE TYPE:

Rectangular, band-pass bass

CABINET CONSTRUCTION:

Multi-ply hardwood with stainless steel fasteners

OPTIONS/ACCESSORIES:

- AFI Controller Processor or DLC24 Digital Processor
- SX weather treatment for harsh environments
- Assorted rigging components

ENGINEERING DATA:

FORMAT:

Band-pass

DISPERSION:

Omni-directional

FREQUENCY RESPONSE (1M ON AXIS):

48 Hz to 145 Hz \pm 3 dB

MAX. SPL (@1M):

114 dB cont./120 dB peak

PTML (PEAK TRANSIENT MECHANICAL LIMIT):

131 dB

SENSITIVITY (1W @ 1M):

93 dB

NOMINAL IMPEDANCE:

8 ohms per voice coil

MAX. POWER HANDLING:

150W cont./600W peak

DIMENSIONS:

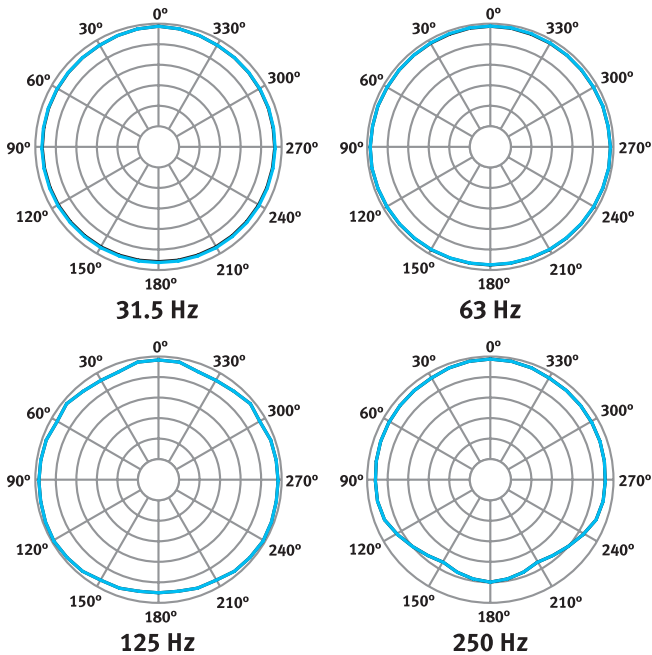
12.7" (232mm) W x 18.7" (475mm) H x
16.6" (422mm) D

WEIGHT:

40 lb. (18 kg)

APOGEE
SOUND INTERNATIONAL

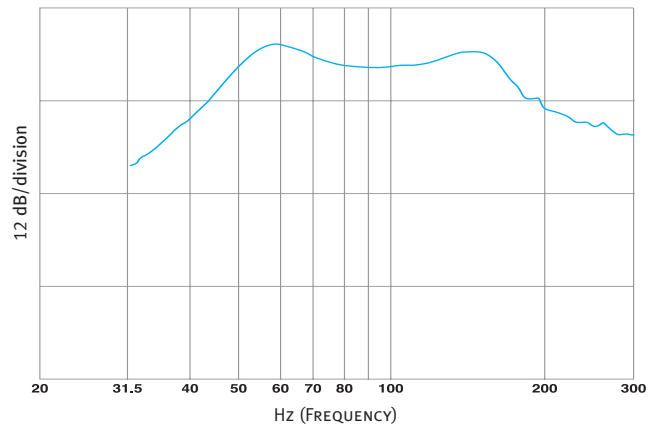
POLAR MEASUREMENTS AFI-110 (6 dB/division, normalized)



Horizontal and vertical measurements are identical.

All polar measurements obtained in a free-field environment at 10° increments.

FREQUENCY RESPONSE AFI-110

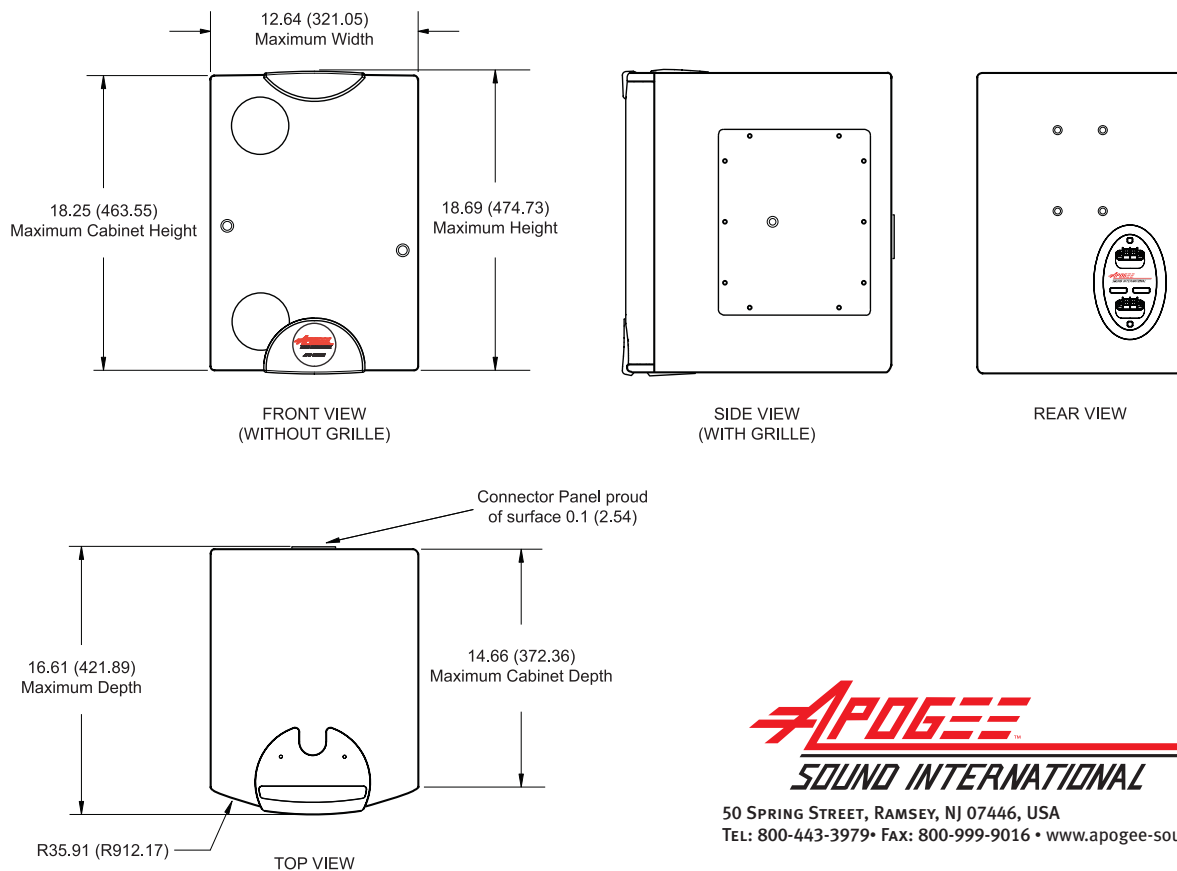


Measured in a free-field anechoic environment using a swept one-third octave input.

PROCESSOR NOTES:

The AFI Controller consists of an analog Main Frame which accepts four voicing modules. Modules are available for each of the different AFI loudspeaker types, with two module bays required for bi-amplified speakers. The DLC24 Digital Loudspeaker Controller is a digital engine with an analog surface. It combines the most advanced technology available with intuitive interfaces to provide the key elements that ensure optimal loudspeaker system performance and management in a variety of live sound and fixed installation applications. The controllers provide factory-set equalization curves to smooth the response, protective limiting, and active crossovers (for bi-amplified models and subwoofers). Barrier strip inputs and outputs are standard on the AFI Controller.

DIMENSIONAL DRAWINGS AFI-110 (dimensions in inches and millimeters)



50 SPRING STREET, RAMSEY, NJ 07446, USA
 TEL: 800-443-3979 • FAX: 800-999-9016 • www.apogee-sound.com