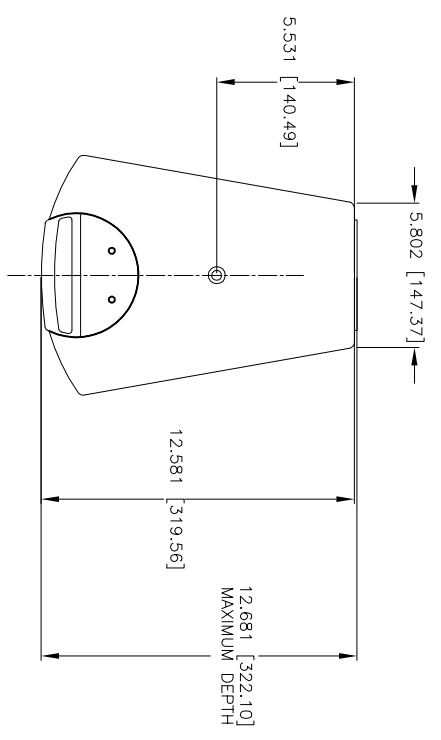


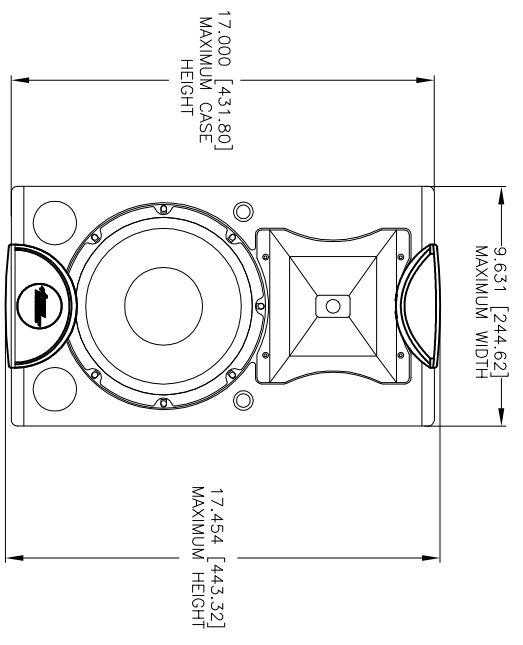
REVISIONS			
LTR	DESCRIPTION	DATE	APPROVED
A	PROTOTYPE AFI	07/24/03	

AFI-1 LOUDSPEAKER



TOP VIEW

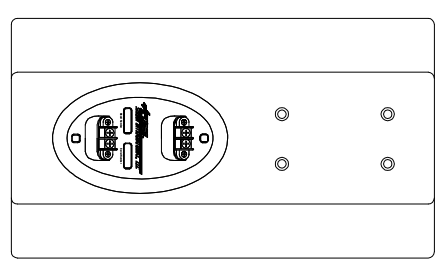
THE HOLE PATTERN ON THE BACK PANEL ACCEPTS A SERIES 30 OMNI-MOUNT USING THE HARDWARE SUPPLIED WITH THE UNIT.



FRONT VIEW



SIDE VIEW



REAR VIEW

- NOTES: UNLESS OTHERWISE SPECIFIED
- 1.) DIMENSIONS ARE IN INCHES & [MILLIMETERS]
 - 2.) METRIC RIGGING HARDWARE IS M10
 - 3.) IMPERIAL RIGGING HARDWARE IS 3/8 x 16

WHEN THE OMNI-MOUNT IS UTILIZED, NO OTHER RIGGING POINTS CAN BE USED.

INFORMATION CONTAINED IN THIS DOCUMENT IS THE SOLE PROPERTY OF APOGEE SOUND INTERNATIONAL, LLC. REPRODUCTION OF ALL OR ANY PART OF THIS DOCUMENT WITHOUT WRITTEN PERMISSION FROM APOGEE SOUND INTERNATIONAL, LLC. IS PROHIBITED.

NOT TO SCALE		<p style="font-size: 8px; margin: 0;">2180 SOUTH McOWEN BLVD. PERRIS, CA 92504 PHONE: 707-778-8887 FAX: 707-778-8829</p>	
DRAWN	MARTIN		
CHECKED	MARTIN	07/24/03	
PRODUCT NUMBER		RAW: 94-XXXX	
SCALE:	REVISION:	DRAWING NO.	
A	AFI-1	-1	ZFI001A